

TECHNICAL RIDER KOMEDIE

Update January 2026



Cultuurcentrum De Spil vzw
Hippoliet Spilleboutdreef 1
B-8800 Roeselare
T +32 51 265 700
info@despil.be
www.despil.be

CONTACT

Technical Director Wim Bagein – T +32 51 265 700 – M +32 478 511 767 – wim.bagein@despil.be
Mobile number technicians, **only on the performance days, no pre-production!** +32 489 965 196

GENERAL – AUDIENCE PART

- | | | |
|-------------|-------------------------------------------------------------------------------------------------------------------|----------------------|
| 1. CAPACITY | Extending stand | 203 seats in 12 rows |
| 2. ACCESS | The main entrance is located at the front of the building.
Access to the venue via 2 doors on the ground floor | |

GENERAL – BACKSTAGE

- | | |
|-----------------|-----------------------------------------------------------------------------------------------------------------------------------------------------------------------------------------------------------------------------------------------------------------------------------------------|
| 1. STAGE ACCESS | There is a direct access to the stage through a double door on the Komedie parking
N 50°56'16.5" E 3°7'32.2"
Address : Meenseheirweg Roeselare in front of n° 13
Doorstep height is 17cm
1 double door of 2,45m wide on 3,1m high. This is also the smallest passage to the stage |
| 2. LOGES | There are 2 dressing rooms of 6 persons each, both on the ground floor
There is Wi-Fi in the dressing rooms
Both dressing rooms are equipped with a sink, cold and hot water, a shower, a toilet, a lighted mirror and stage listening |

SAFETY AND REGULATIONS

All elements being placed on stage or hung in the fly bars (scenery, curtains, wooden elements, ...) must be flame-retarding.

Every use of smoke, fire, pyrotechnics, confetti, ... must be communicated in advance and discussed if necessary.

Operation of the fly bars is reserved for our own staff, except after explicit permission.
It is absolutely forbidden to lift people with the fly bars.

The maximum permitted noise level for electronically amplified (music) activities is 95dB (A) LAeq15min. Fines arising from violations will be recovered from the technician who commits the violation.

Smoking is prohibited in the entire building.

PLAYING AREA / INFRASTRUCTURE

1. DIMENSIONS

The width of the playing area is 11 meters

The depth of the playing area is 4,90 meters.

The depth is variable, because there is a possibility of not using the complete extending stand, but of course, the audience capacity decreases as the playing area depth increases. Below you can find the relation between playing area depth and audience capacity in a spreadsheet :

depth	seats	retracted rows
4,95m	203	0
5,40m	186	1
6,75m	169	2
7,60m	152	3
8,55m	135	4
9,40m	118	5
10,20m	101	6
11,00m	84	7
11,80m	67	8
12,60m	50	9
13,40m	33	10
14,20m	16	11
15,00m	0	12

2. CHARACTERISTICS

No raised stage

Granit floor, covered with black marley

In function to the depth of the playing area, more marley is added

3. FLYBARS

There are 3 flybars

- 11 meters long

- 2 motorised (fixed speed) double tubes 50mm diameter

- 1 black truss Prolyte H30D with 2 electrical hoists

- Maximum load : 250kg divided

- Maximum point load: 50kg underneath the hoist cables

- Hight between stage floor and flybars: 8,30m

There is no flytower, so these flybars are not suitable to perform any scenery change with

N°	Distance to backdrop
1	6,60m
2	1,80m
3	0,65m

4. FLY GALLERIES

4 Fly galleries cover the entire width of the venue. These galleries can be equipped with luminaires on both sides (back and front)

These 4 fly galleries are connected to each other by 2 fly galleries that cover the entire depth of the venue

The distance between the fly galleries and the stage floor is 8,70 meters.

5. ELECTRICAL SUPPLY

STAGE RIGHT

- 3 x 400V – 32A

STAGE LEFT

- 1 x 400V – 125A
- 1 x 400V – 63A
- 1 x 400V – 32A
- 2 x 400V – 16A

There are several additional power plugs 240V 16A in the venue

TECHNICAL EQUIPMENT – GENERAL

1. CURTAINS

- 1 backdrop nightblue 16m x 8,8m (w x h, mounted on a rail)
- 1 backdrop white 12m x 8,2m (w x h)
- 2 legs (mounted on a movable rail)
- 6 sidedrops nightblue (mounted on a rail, 3 per side)

2. MARLEY

Black / white

- 7 rolls, 11m long & 1,6m wide

TECHNICAL EQUIPMENT - LIGHTING

1. DIMMERS

- 112 x 2,5kW (ADB Eurodim 2)
- 9 x 5kW (ADB Eurodim 2)
- 16 x switch 2,5kW (ADB Eurodim 2)

2. CONSOLES

- Chamsys MQ-70 with 24" touchscreen
- Chamsys Extra Wing (shared with Schouwburg, so check availability!)

3. CONNECTIONS

1 x dedicated dmx-line for house dimmers & house lights (booth -> stage left)
4 dmx-lines from booth to stage left (RJ45 shuttle -> 4 x dmx 5p)
4 Cat5e lines from booth to stage left (4 in total, so also used for audio & video)
4 Cat5e lines from stage left to stage right
Multi connectors are Harting Han-16 for all 2,5kW channels
The 2,5kW channels are on CEE 16A (blue)
The 5kW channels are on CEE 32A (blue)

4. LIGHTING STANDS

- 7 x Chrome Manfrotto wind-up stand : 3,7m
- 1 x Chrome Manfrotto telescopic stand : 3,8m
- 5 x Zwart Manfrotto telescopic stand : 3,0m
- 13 x floorstand for mounting with hook
- 20 x floorstand for mounting without hook

5. HOUSE LIGHTS

LED fixtures, DMX-controlled

LUMINAIRES – GRID

- 24 x PC 1,2kW ADB C-103
- 6 x Profile 1,2kW ADB DS-105 (15°-31°)
- 6 x PAR64 CP60 / CP61 / CP62
- 6 x LED-par 64W Showtec Power Spot 9 Q6 Tour (RGBWUVA)

6. LUMINAIRES – MEATRACKS STAGE SCHOUWBURG (only to be used based on availability!)

- PC (pebble)
 - 4 x PC 500W ADB C-51
 - 24 x PC 1,2kW ADB C-103
- Fresnel
 - 12 x Fresnel 1,2kW ADB F-101
 - 6 x Fresnel 2kW ADB F-201
 - 2 x Fresnel 5kW ADB SH-50
- Profile
 - 8 x Profile 1,2kW ADB DS-105 (15°-31°)
 - 8 x Profile 1,2kW ADB DW-105 (15°-38°)
 - 8 x Profile 1,2kW ADB DVW-105 (38° - 57°)
- PAR-64
 - 40 x PAR64 CP60 / CP61 / CP62
 - 8 x PAR64 Short-nose CP60 / CP61 / CP62
 - 4 x six-bar CP60 / CP61 / CP62
 - 2 x ACL-set
- Quartz
 - 8 x wash ADB LF-1000
 - 5 x triple horizon ADB ACP-1003H
 - 11 x single horizon ADB ACP-1001
- Diverse
 - 8 x Striplight Showtec T-20
 - 6 x 2-light Molefay Showtec par36-2L (passive)
 - 2 x Strobe 3kW Luxibel LX-301
- LED
 - 20 x LED-Par Showtec Power Spot 9 Q6 Tour (9 x 12W RGBWUVA)
 - 15 x LED-Par Zoom Nicols Par Led 1210 Z (5° - 60° / 12 x 10W RGBW)
- Moving
 - 8 x Spot Chauvet Maverick Force s Spot (3,8° - 43,4° / 350W LED)
 - 4 x Spot Chauvet Maverick MK2 Spot (14,7° - 40,5° / 440W LED)
 - 14 x Wash Robe LEDBeam 150 FWQ (3,8° - 60° / 7 x 40W RGBW)
 - 8 x Wash Robe LEDBeam 150 (3,8° - 60° / 7 x 40W RGBW)

7. HAZER

- 1 x Hazer Antari HZ-500
- 1 x FAN (dmx control) Antari F-3

TECHNICAL EQUIPMENT – AUDIO

1. MIXING DESKS

1 x Allen&Heath SQ-6 + 1x DX168 digital I/O box (expandable to 3 if needed)

2. FOH-SYSTEM

- 1 x d&B 10D amp
- 1 x d&B 30D amp
- 1 x d&B Y7 top cabinet per side
- 1 x d&B Y10 top cabinet per side
- 2 x d&B B-4 sub cabinet per side

3. AANSLUITINGEN

- Analogue multi 24/8 + Stageblock stage right upstage
- 4 Cat5e lines from booth to stage left (4 in total, so also used for lighting & video) of which between A&H SQ6 and A&H DX168 I/O box
- 4 Cat5e lines from stage left to stage right
- 12 analogue lines (8 + 4) between stage left and stage right

4. WEDGES

- 1 x Powersoft Q4002 amp (4ch)
- 1 x Crest 4801 amp (2ch)
- 8 x d&B Max-15
- 2 x Renkus-Heinz TRX-61

5. MICROPHONES

- 1 x Shure Bèta 52
- 3 x Shure Bèta 56
- 6 x Shure SM 57
- 6 x Shure SM 58
- 4 x Shure SM 81
- 3 x Shure Bèta 87
- 2 x Shure SM 98
- 1 x Shure Bèta 57
- 4 x AKG C-480 (CK63 head)
- 2 x AKG C-414 XLII
- 2 x AKG C-411 III
- 2 x AKG C-516 ML
- 2 x Sennheiser MD 421
- 2 x Sennheiser E 606
- 1 x Sennheiser E 604
- 1 x Neumann KMS 105 bk
- 2 x Neumann KM 184 mt
- 4 x DPA 4099 (+extended range of instrument adapters)
- 3 x Crown PCC 170
- 4 x Audio Technica U 851 R
- 5 x Klark Teknik LBB 100
- 2 x Klark Teknik DN 100
- 2 x BSS AR 133
- 2 x Radial JDI Duplex
- 2 x Radial Pro-AV2
- 1 x Radial USB-Pro
- 1 x Helpinstill Piano pick-up

6. WIRELESS MICROPHONES

- 4 x Shure ULX-D4D digital dual receiver
- 8 x Shure ULX-D1 digital bodypack transmitter
- 4 x Shure ULX-D2 Bèta 58 digital handheld microphone
- 8 x DPA 4066 headset microphone
- 2 x Audio Technica BP-896 miniature microphone

TECHNICAL EQUIPMENT – VIDEO

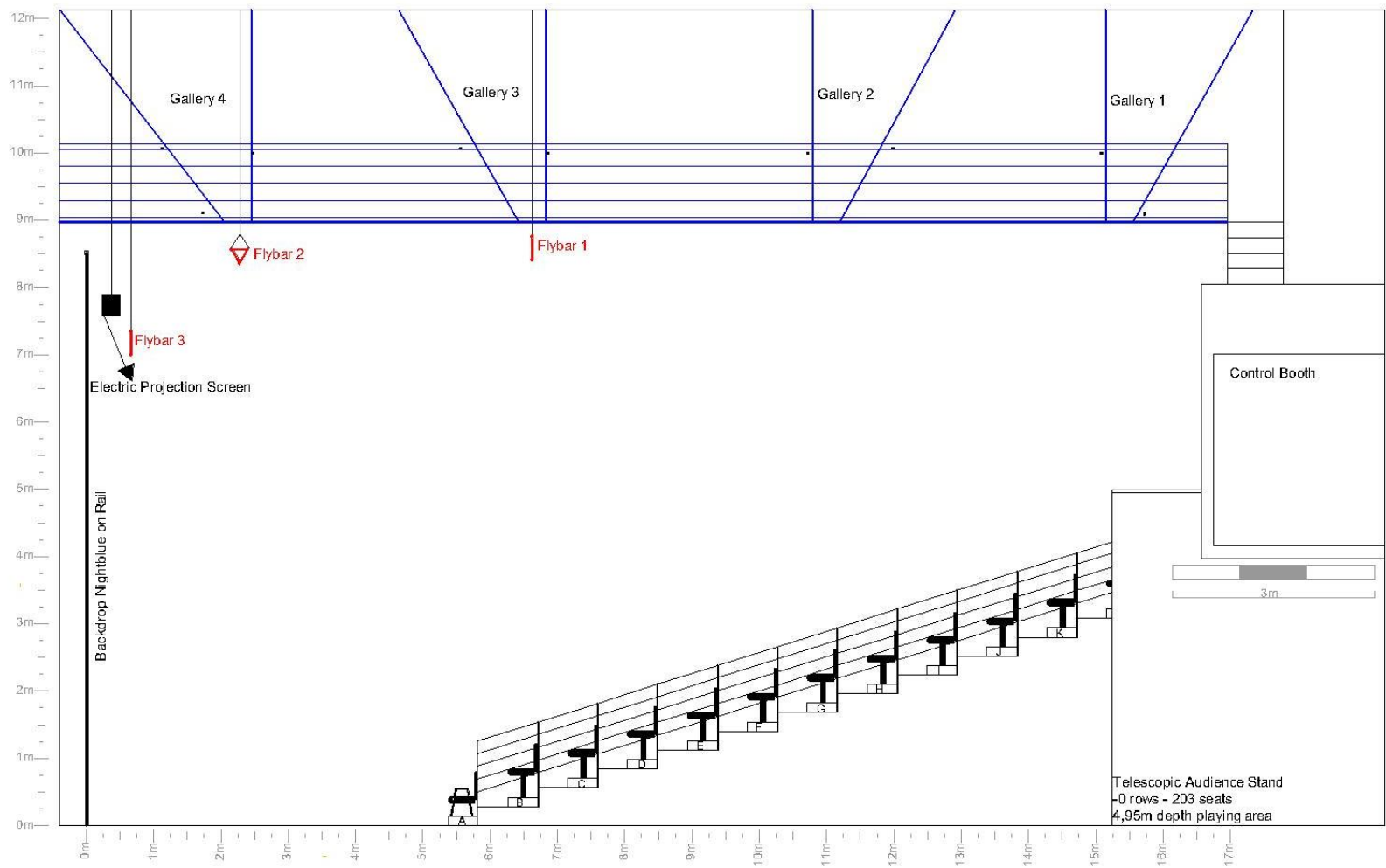
1 x Barco RLM W-8 (8000 ansi-lumens)


1 x electrical projection screen 3,6m high, 6,4m wide, mounted just in front of the backdrop

1 x HDMI (over Cat5e cable with active convertors) between booth & stage right

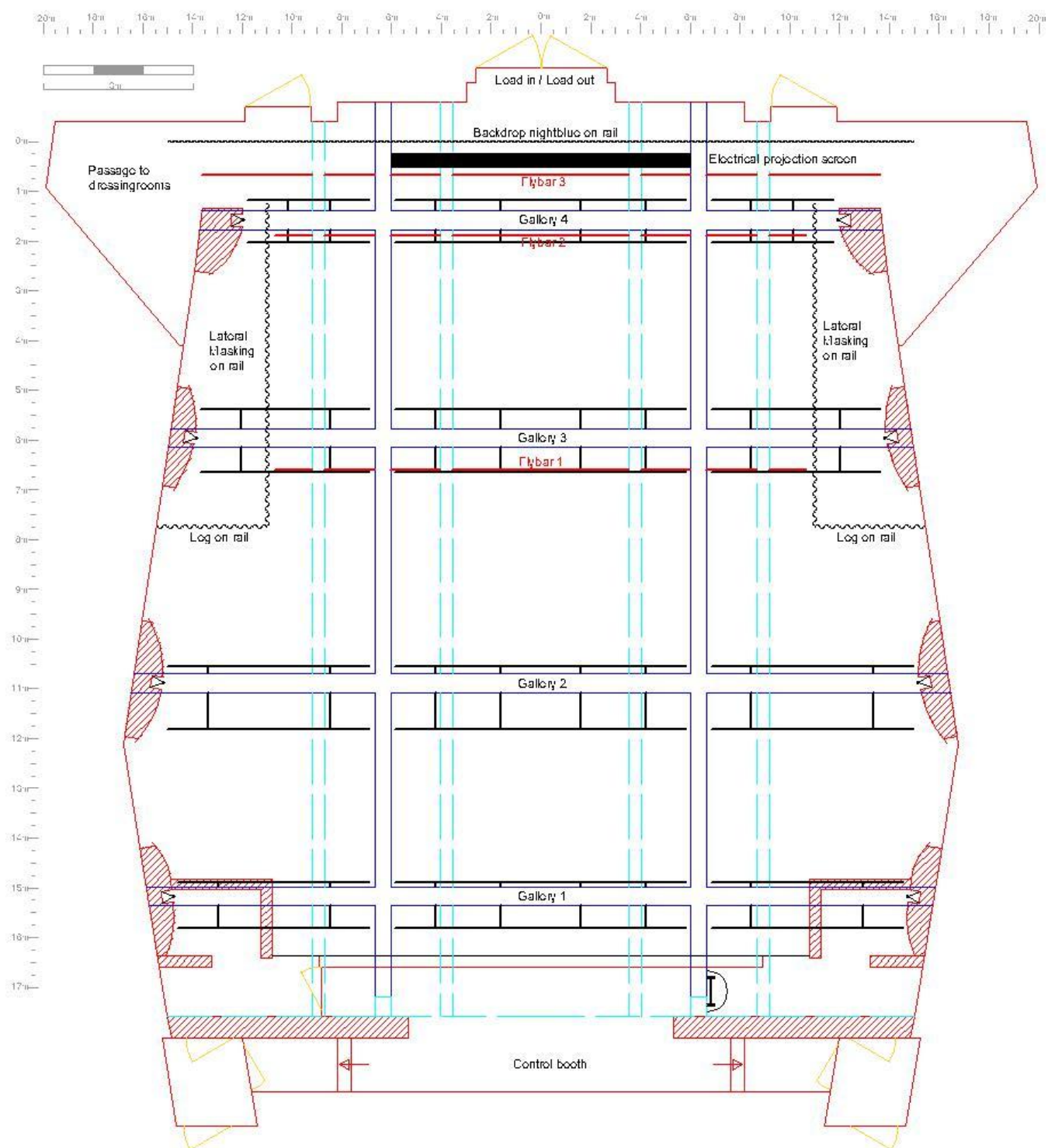
PLANS


1. SECTION



Project Section lege zaal			
Projectlocatie De Komedie	Projectdatum		
Ontwerper Wim Bagein	versie 01/01/2026	Besluitnummer 20260101 - Komedie Section	

2. PLAN FLYBARS / FLY GALLERIES



Project Plan lege zaal		
Projectleider De Komedie	Projectmanager	
Afgeleverd door Wim Bagein	Datum 01/01/2026	
		Documentnummer 20260101 - Komedie Plan

PHOTOS

From the extendable audience stand, setting for lectures



From the playing area with fully extended audience stand



Enlarged playing area without extendable audience stand




Sideview taken from stage left



Sideview taken from stage right



The grid



Backwall without backdrop, in the middle the sectional gate for load-in/load-out



Backside, sectional gate located behind the double glass door

